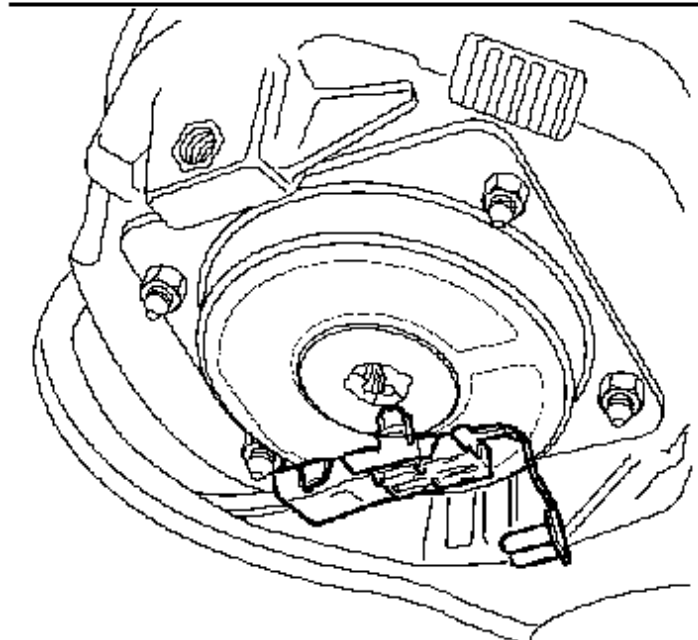
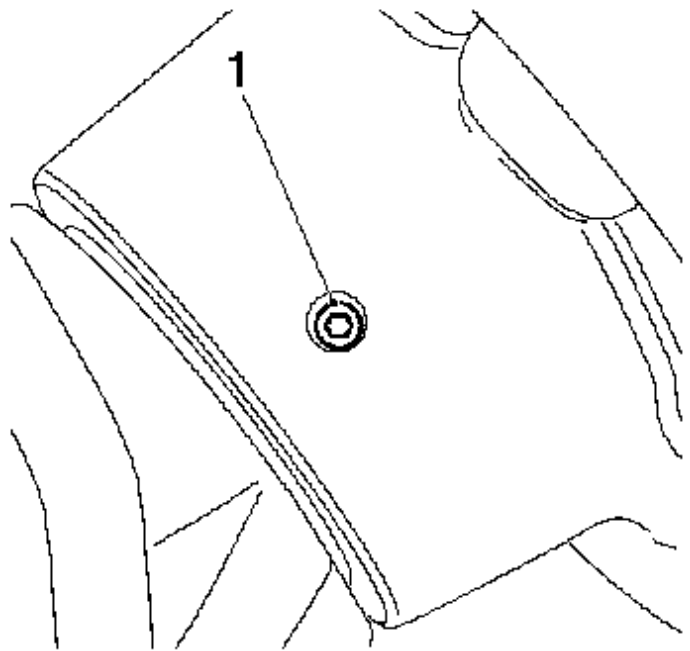


## Cover, Instrument Housing, Replace



Remove

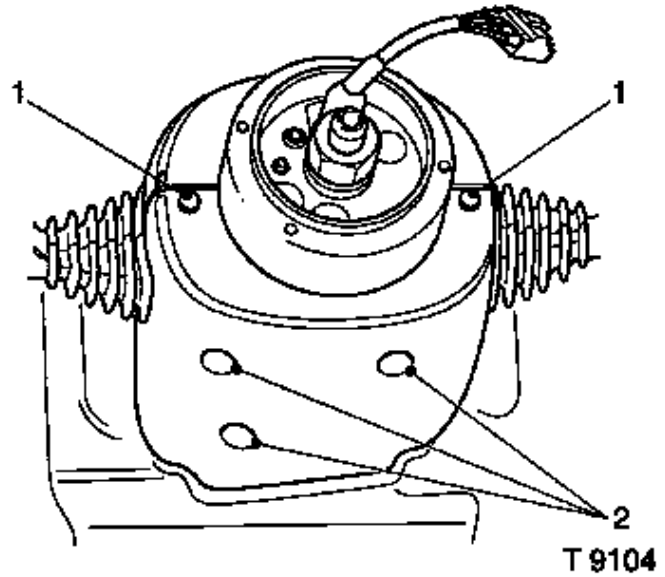
1. Open bonnet
2. Remove windscreen wash reservoir from mounting bracket
3. Disconnect battery negative lead
  - Remove nut
4. Remove airbag assembly from steering wheel
  - Remove 2x bolt (1),
  - Release harness connector



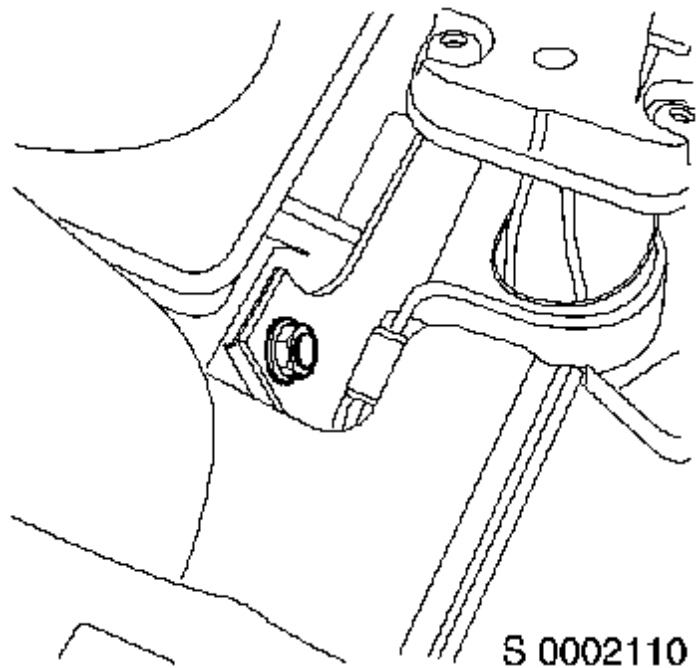
S 0002018

5. Disconnect harness connector for horn
6. Remove steering wheel from steering column
  - Remove 4x bolt

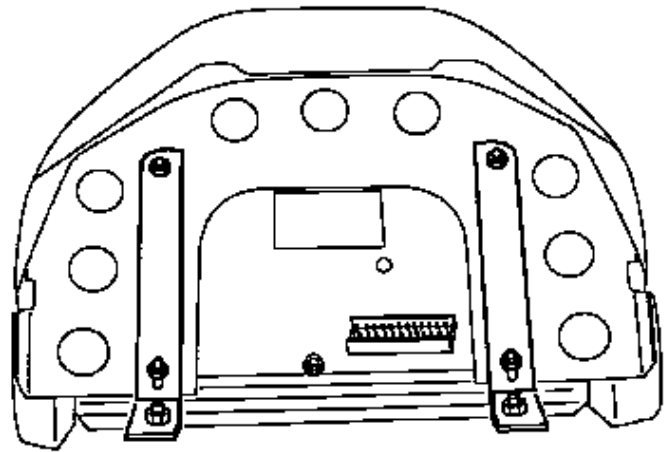
7. Remove upper cover from steering column
  - Remove 6x screw (1)
8. Remove lower cover from steering column
  - Remove 3x screw (2), clip
  - Release harness connector



9. Remove instrument housing from instrument panel
  - Remove 2x bolt, 2x washer
  - Release harness connector



10. Remove cover from instrument housing
  - Remove 4x nut, 4x washer



T 9091

**Install**

11. Install cover to instrument housing
  - Install 4x new nut, 4x washer
12. Install instrument housing to instrument panel
  - Install 2x bolt, 2x washer
  - Secure harness connector
13. Install lower cover to steering column
  - Install 3x screw, clip
  - Secure harness connector
14. Install upper cover to steering column
  - Install 6x screw
15. Install steering wheel to steering column
  - Install 4x bolt
16. Connect harness connector for horn
17. Install airbag assembly to steering wheel
  - Install 2x bolt
  - Secure harness connector
18. Connect battery negative lead
  - Secure bolt
19. Install windscreen wash reservoir to mounting bracket
20. Close bonnet
21. Program all volatile memories